

**Northland Power Inc.**

# Presentation

May, 2021



# Northland Power Overview

- **Global developer**, owner and operator of sustainable infrastructure assets
- Well diversified, modern fleet of high-quality assets
- Over 30 years of successfully developing, constructing and operating power projects over full lifecycle
- Headquarters in Canada, presence in the US, Mexico, Colombia, Europe and Asia
- **Power generating assets:** 2.6+ GW global fleet
  - **1,100+ MW** of visible renewable power projects pipeline
  - **Offshore Wind**
    - 1,044 MW Hai – Long (Taiwan) – advanced development
  - **Solar**
    - 130 MW La Lucha (Mexico) – pre-COD phase
- **Significant development opportunities** across multiple jurisdictions and technologies
- Our senior leadership and management have over 200 years of combined experience in the energy industry
- Listed under the TSE: NPI at the Toronto stock exchange. Capital market value of \$9 B CAN at November 2020.

**In Mexico Northland Power Inc. is active in project development and qualified supply**



# NP Energia – Qualified Supplier

## QUALIFIED SUPPLIER

Only Market Participant under the Mexican Electricity Market (MEM) that is able to represent loads above 1 MW of demand. Qualified Supplier is the only one that can offer competitive electricity rates to C&I loads.

## MEM PRODUCTS

- Potencia (Capacity)
- Energy
- Clean Energy Certificates (CEL)


## OUR SERVICES

- Load migration
- Exempt generation
- Customized energy solutions
- Consultancy

## WHY NP ENERGIA?

- ▶ We are more than just a regular Qualified Supplier, we develop turnkey solutions
- ▶ We have the financial backing of Northland Power to manage the inherent risks of the electricity market
- ▶ Our team has more than 20 years of combined experience in the MEM. The experience of our team comes from being pioneers of the MEM and from being able to design, negotiate and operate more that 1,100 MW of power purchase agreements
- ▶ We are an affiliate of **Northland Power Inc.** global leader in development and operation of high-quality power generation projects

# Benefits – Qualified Supplier



## Savings

Reduction of current cost of energy supply



## Risk Management

Management of risks associated with operating in the market, providing loads with a controlled market participation



## Flexibility

Customization of energy supply rate according to the unique characteristics of each load




## 24 Hours Rate

Capacity to provide cost-effective 24/7 solutions tailored to the specifications of customers' processes



## Accompaniment

Support during the regulatory migration processes and during the consolidation of multiple loads with the regulatory entities



## Turnkey Solutions

Analysis of different supply options to determine the one that best suits each load point



## Qualified Supplier



Diego Martín Sánchez Blumenkron  
**Sales Director**



+52 55 73 16 32 08



diego.blumenkron@northlandpower.com



[www.npenergia.com](http://www.npenergia.com)



## Power generation



Fernando Del Cueto  
**Mexico Development Manager**



+52 55 73 16 31 79



fernando.delcueto@northlandpower.com









[www.northlandpower.com](http://www.northlandpower.com)



NORTHLAND  
POWER

# APPENDIX

# Track record of Corporate Growth

	2014 <sup>1</sup>	2020 <sup>2</sup>	Annual Growth	
Assets	\$5.0 B	\$11.5 B	18%	
Operating Capacity (Gross)	1,417 MW	2,681 MW	14%	
Operating Capacity (Net)	1,345 MW	2,266 MW	11%	
# Corporate offices	1	8		
Market Value	<b>2014</b>	<b>2020<sup>2</sup></b>		
Enterprise Value	\$4.9 B	\$14.8 B	25%	
Market Capitalization	\$2.5 B	\$7.4 B	24%	
Share Price	\$15.29	\$36.59	24% <sup>3</sup>	

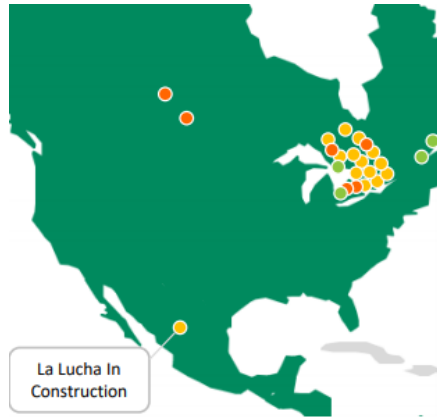
1. As at December 31, 2014.

2. As at June 30, 2020 and market values as at August 17, 2020.

3. This number represents the 5-Year Total Shareholder Return (includes capital appreciation and dividend reinvestment)

# Diversified Asset Portfolio

## North America



## Europe







## Asia



## South America



Technology	Operating	Under Construction & Advanced Development
 Offshore Wind	1,184 MW	1,044 MW
 Onshore Wind	394 MW	-
 Solar	130 MW	130 MW
 Thermal	973 MW	-
<b>Total Capacity (Gross)<sup>1,2</sup></b>	<b>2,681 MW</b>	<b>1,174 MW</b>

1. As at April 15, 2020. Includes Hai Long and La Lucha.  
 2. Total net capacity: 2,266 MW (operating) and 756 MW (Under Construction o Advanced Development).

**Northland Power Inc. owns and operates 2.6 GW of power assets globally**